

Piano Template for Please Play Me Pianos

PROFILE & DIRECTIONS

Artist Name: _____

Email Address: _____

Phone Number: _____

Website/Portfolio: _____

Thank you for your interest in painting a piano! This template helps us match artists with pianos, and we would appreciate you submitting a sample of how you might paint a piano. All submissions will be reviewed by our art committee, which will contact you if we find the right piano and host location for your style. We accept digital design, hand-drawn sketches, or whatever method you can use to convey how you might paint a piano. By the way, we're happy to mail you a copy of this template. Just let us know!

Pianos come in different sizes and styles. Most of our pianos will be consoles, which are 40-45" tall, but that's not always the case. Submitted designs will need to be adapted to your particular piano. The position of the engraved plates may vary depending on the piano's placement and the artist's design.

While you are welcome to submit a detailed sketch for your piano, we know that some artists don't work that way. Alternatively, you may describe with words how you would paint each section, perhaps referring to samples of your work that reflect your chosen style. For example, if you want to do a wilderness-themed piano, you might say:

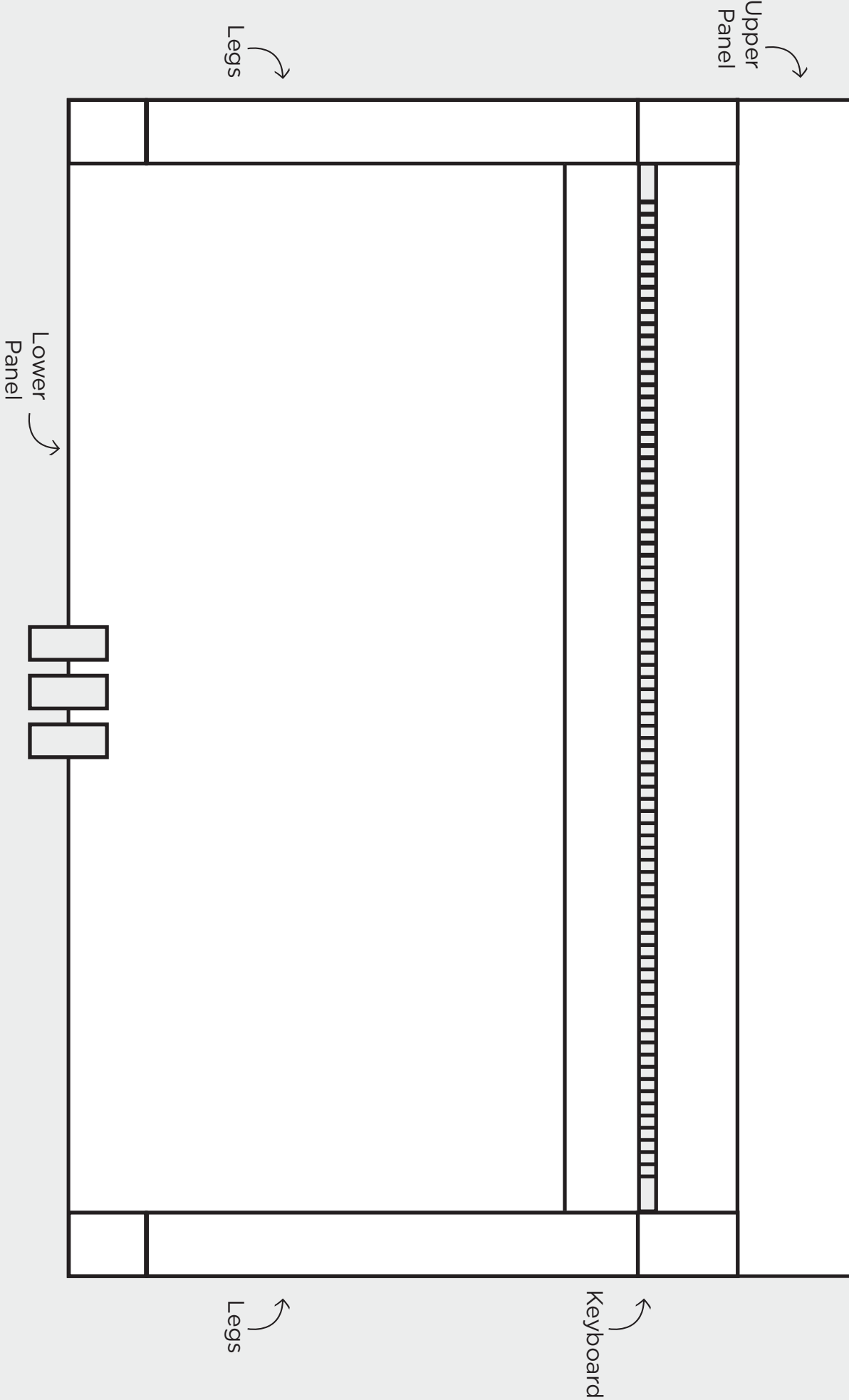
- I'll paint wild grasses, zebras, giraffes, and hippos on the bottom panel in the style of the Wildlife Lives painting on my website.
- I'll paint wildflowers, bees, and butterflies on the keyboard cover.
- I'll add sunshine, clouds, and kangaroos on the side (see "Roos" on my website).
- I'll paint stars and a night scene of the savannah on the top panel.
- I'll paint small critters crawling all over the bench (see "Critters" on my website).

Our only steadfast requirement is that we avoid political or divisive themes. If we do not, we risk losing our 501(c)(3) nonprofit status. We prefer upbeat, family-friendly, inviting, and joyful themes on our pianos, but we are open to discussion if you want to venture elsewhere.

It's helpful for us to know if you have a place you can paint the piano and how many stairs would be involved in moving the piano to you.

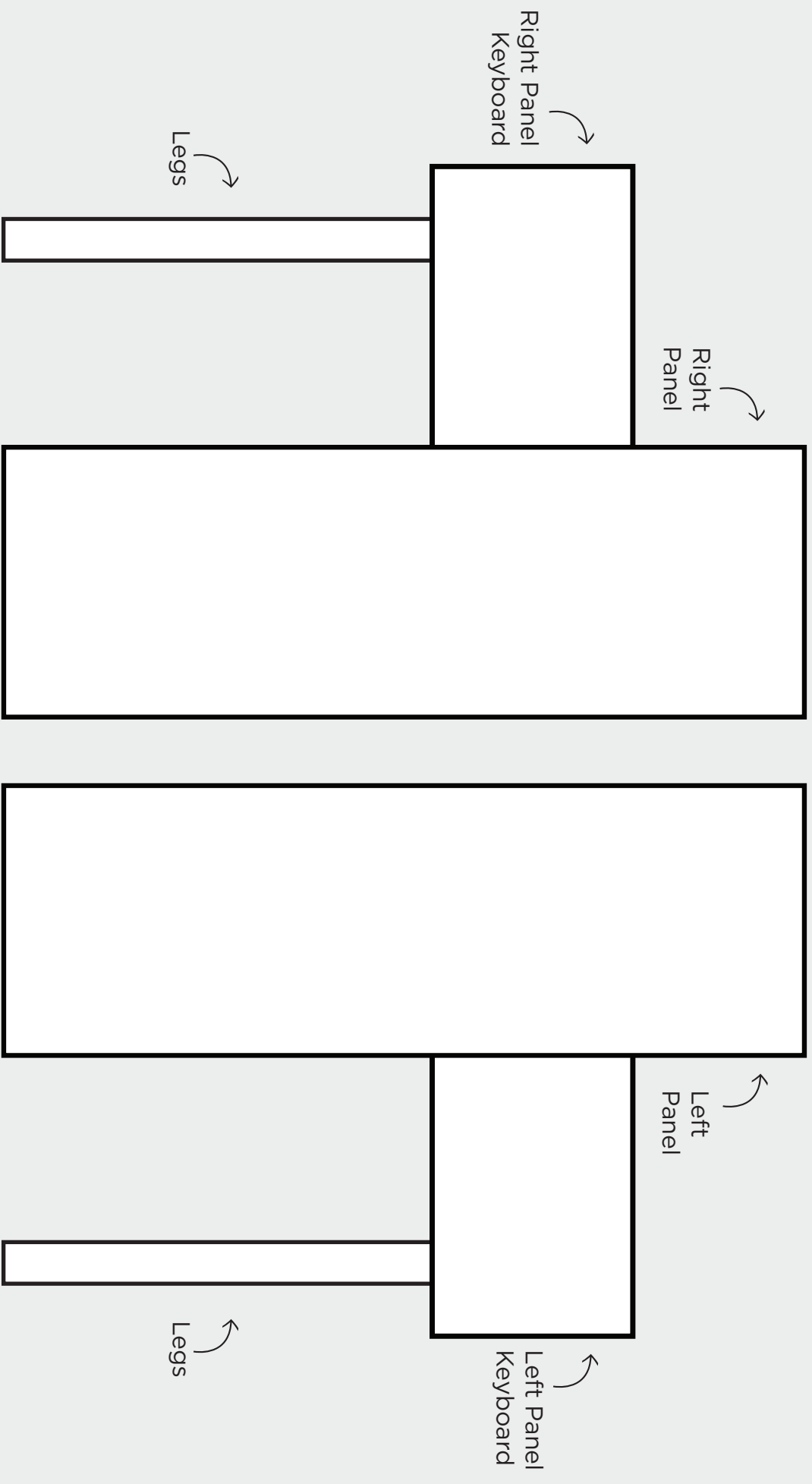
Thank you for engaging in this fun and exciting journey with us. We are so excited to bring functional art to the public, to support local artists and businesses, and to give every child and adult the chance to touch a real piano and make music—or at least sounds 🤘👉👉👉!

Piano Template for Please Play Me Pianos | FRONT VIEW




Artist Name: _____

Piano Template for Please Play Me Pianos | SIDE VIEWS



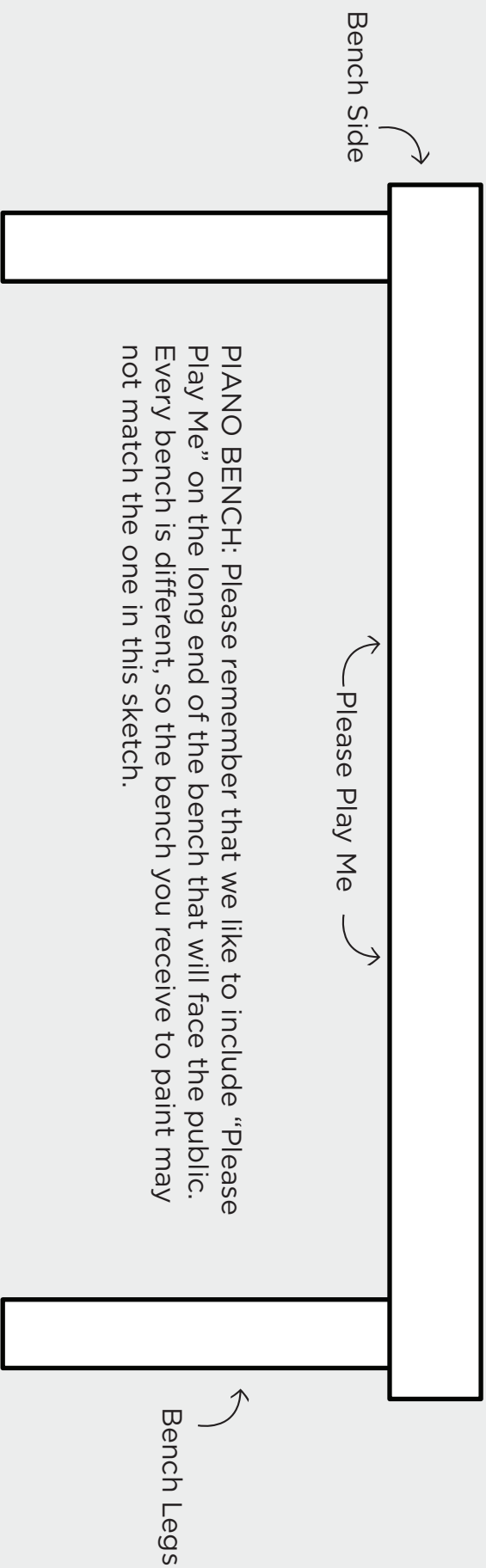

Artist Name: _____

Piano Template for Please Play Me Pianos | TOP VIEW



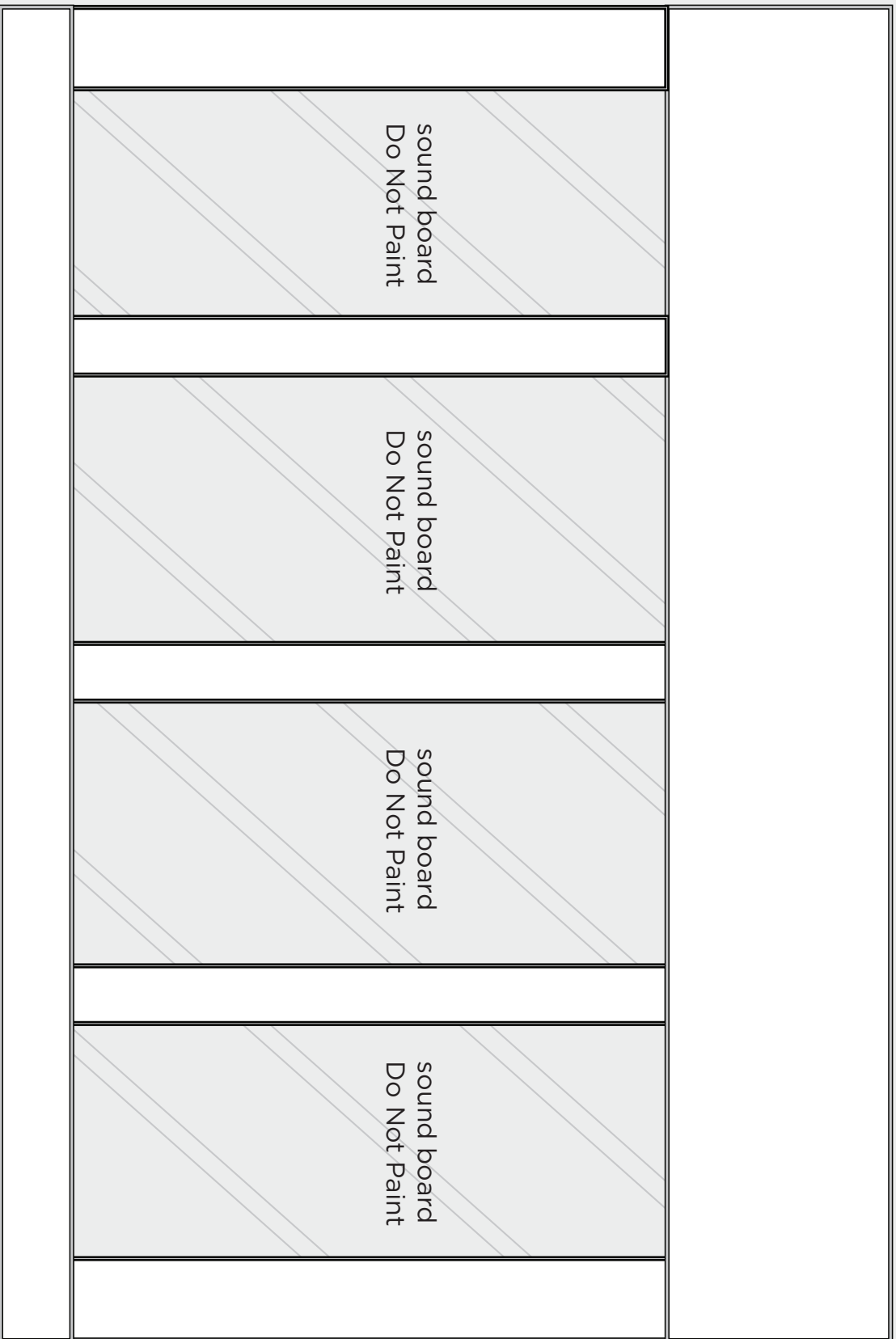
Artist Name: _____

Piano Template for Please Play Me Pianos | BENCH



Artist Name: _____

Piano Template for Please Play Me Pianos | BACK VIEW



BACK OF PIANO: If you want to, you can paint the vertical posts but not the sound board that sits behind the vertical posts. (Painting the sound board can change the piano's sound.) You may also paint the top horizontal board if you would like, but remember that the back of the piano may be against a wall.

Artist Name: _____